



193339 Fuel Pump IMV Valve Technical File
SKU: G1H90000193339



IMV VALVE

CR Fuel Pump Parts

CR SERIES

193339 Fuel Pump IMV Valve Technical File

Content

1.193339 Fuel Pump IMV Valve Introduction.....	3
1.1.193339 Fuel Pump IMV Valve Basic Information.....	3
1.2.193339 Fuel Pump IMV Valve Applicable Fuel Pump Information.....	3
1.3.193339 Fuel Pump IMV Valve Specifications And Dimensions.....	3
1.4.193339 Fuel Pump IMV Valve Quality Control.....	3
1.5.193339 Fuel Pump IMV Valve Customization Service.....	4
1.6.193339 Fuel Pump IMV Valve Packaging List.....	4
1.7.193339 Fuel Pump IMV Valve Warranty Instructions.....	5
1.8.193339 Fuel Pump IMV Valve Manufacturer.....	5
2.193339 Fuel Pump IMV Valve Technical Support.....	5
2.1.193339 Fuel Pump IMV Valve Technical Support Obtaining Methods.....	6
2.2.193339 Fuel Pump IMV Valve Storage Standards.....	6
3.193339 Fuel Pump IMV Valve Purchase And Delivery.....	6
3.1.193339 Fuel Pump IMV Valve Purchase And Payment Term.....	6
3.2.193339 Fuel Pump IMV Valve Main Sales Markets.....	6
3.3.193339 Fuel Pump IMV Valve Declaration Requirements.....	6
3.4.193339 Fuel Pump IMV Valve Shipping Ways.....	7
3.5.193339 Fuel Pump IMV Valve Delivery Time.....	7
3.6.193339 Fuel Pump IMV Valve Logistics Time for Destination Out of China's Areas.....	7
3.7.193339 Fuel Pump IMV Valve Shipping Package.....	7
4. Company Information.....	8
4.1. Company Introduction.....	8
4.2. Contact Information.....	9
5. Copyright Statement.....	9

193339 Fuel Pump IMV Valve Technical File

1.193339 Fuel Pump IMV Valve Introduction

1.1.193339 Fuel Pump IMV Valve Basic Information

Title	China Made New Fuel Pump IMV Valve 193339
SKU	G1H90000193339

1.2.193339 Fuel Pump IMV Valve Applicable Fuel Pump Information

(1) 193339 Fuel Pump IMV Valve Applicable Car Model

Fuel Pump IMV Valve Part Number	Car Model	OE Number	OE Number	OE Number
193339	Ford	9307Z532A	1933.39	9109-927

(2) 193339 Fuel Pump IMV Valve Applicable Fuel Pump Model

Series	Fuel Pump Part Number	OE Number	Car Model	Engine Model
CR	/	/	/	/

(3) 193339 Fuel Pump IMV Valve Common Writing

193339,

1.3.193339 Fuel Pump IMV Valve Specifications And Dimensions

Fuel Pump IMV Valve Size: 7cm*7cm *7 cm

Fuel Pump IMV Valve Packaging Size: 9 cm *8 cm *8cm

Single Fuel Pump IMV Valve Weight: 0.2kg

Fuel Pump IMV Valve Packaging Weight: 0.29kg

Fuel Pump IMV Valve Quality: China Made New

Fuel Pump IMV Valve MOQ: 1 Piece

1.4.193339 Fuel Pump IMV Valve Quality Control

(1) Fuel Pump IMV Valve Testing

All parts of the fuel pump IMV valve have undergone electrical characteristics testing, precision testing, high temperature testing, low temperature testing, withstand pressure testing, leakage testing, durability testing, and various working conditions testing.

(2) Fuel Pump IMV Valve Inspection

The factory inspection of the fuel pump IMV valve has undergone three inspections: full inspection, random inspection, and batch inspection. Different brands of test benches are used to test the same fuel pump IMV valve for more than three times for factory inspection, and the fuel injector installation testing environment are progressed in dust-free workshop.

1.5.193339 Fuel Pump IMV Valve Customization Service

(1) Fuel Pump IMV Valve Customization Service Coverage: Meet OEM manufacturers' customization needs for fuel pump IMV valve engraving, fuel pump IMV valve packaging and labels, etc.

NO.	1	2
Picture		
Name	Neutral Engraving	Anti-rust Bag
NO.	3	4
Picture		
Name	Neutral Label	Neutral Brown Packaging

(2) Fuel Pump IMV Valve Customization Service Requirements:

The purchase of customized fuel pump IMV valve package is no less than 100 pieces.

The purchase of customized fuel pump IMV valve engraving is no less than 100 pieces.

The sales of customized fuel pump IMV valve is no less than 1000 pieces.

When customized products involve the need for a specified logo, the OEM manufacturer must provide trademark authorization and provide a sample logo image file.

⚠ Once the customized fuel pump IMV valve is sold, it can't be returned or exchanged if there is no quality problems.

1.6.193339 Fuel Pump IMV Valve Packaging List

(1) Fuel Pump IMV Valve Spare Parts List

NO.	1	2
Picture		
Name	Fuel Pump IMV Valve	Anti-Rust Bag
Description	IMV valve model 193339	Protect the IMV valve from rusting
NO.	3	4
Picture		/

Name	IMV Valve Packing Box	/
Description	Protect the IMV valve from damage	/

- ⚠ Minors are prohibited from using the fuel pump IMV valve assembly, IMV valve accessories, IMV valve packing box, and VCI anti-rust bag to avoid personal injury.
- ⚠ The IMV valve packaging boxes are recyclable accessories and can be reused.
- ⚠ VCI anti-rust bags are non-degradable materials, please dispose of them properly after using.

1.7.193339 Fuel Pump IMV Valve Warranty Instructions

(1) Fuel Pump IMV Valve Warranty Conditions And Instructions

It is necessary to provide pictures, videos, or test reports tested by the fuel pump IMV valve inspection equipment as evidence to feed back to the salesman when the fuel pump IMV valve is abnormal during use. Abnormal conditions are properly explained such as: 1.Smoke, 2. Engine shake, 3. Difficulty starting the engine, 4. Engine noise, 5. Oil leakage etc.

The above conditions may also be affected by other parts of the fuel pump. If it is confirmed to be a product problem after testing by our company, it is within the warranty scope.

(2) Fuel Pump IMV Valve Warranty Coverage

- ① After customer receives the 193339 fuel pump IMV valve within 15 days, if there is a performance failure and the product has no damage on surface, customer can choose to replace it or repair it;
- ② If the 193339 fuel pump IMV valve has performance problems during the warranty period (6-12 months), and it is confirmed to be product's problems after being tested, you can contact our salesmen to replace the same model.
- ③ If the product is confirmed to be non-defective, it will be returned in its original condition.

(3) Fuel Pump IMV Valve Not Warranty Covered

- ① The warranty period has expired.
- ② Fuel pump IMV valve failure caused by high temperature, high pressure, humidity, rain and snow, saline-alkali land, earthquake, and used in abnormal environment.
- ③ Fuel pump IMV valve damage caused by man-made reasons (throwing, strong magnetic field magnetization, set fire).
- ④ Fuel pump IMV valve failure or fuel pump IMV valve damage caused by non-fuel pump IMV valve design, technology, manufacturing, quality and other issues.
- ⑤ Fuel pump IMV valve failure due to system pressure exceeding system approved pressure.
- ⑥ Fuel pump IMV valve failure caused by impurities (water, lead, aluminum powder, iron powder, sulfide) in the system fuel exceeding the standard requirements.
- ⑦ Fuel pump IMV valve failure caused by not installing according to the tightening torque specified in the vehicle engine maintenance manual (the tightening torque is too large or too small).
- ⑧ Fuel pump IMV valve failure caused by not following the installation angle specified in the vehicle engine maintenance manual.
- ⑨ Fuel pump IMV valve failure caused by not following the cleaning requirements specified in the vehicle engine maintenance manual.
- ⑩ Fuel pump IMV valve failure caused by failure to replace consumable parts as specified in the vehicle engine maintenance manual.

1.8.193339 Fuel Pump IMV Valve Manufacturer

Fuel Pump IMV Valve Manufacturer: Shenzhen Shumatt Technology Co., Ltd.

2.193339 Fuel Pump IMV Valve Technical Support

2.1.193339 Fuel Pump IMV Valve Technical Support Obtaining Methods

- (1) Fuel Pump IMV Valve Technical Data: visit <http://shumatt.com> to get the technical data.
- (2) Fuel Pump IMV Valve Technical Videos:

Facebook: Visit <https://www.facebook.com/hison.li> to get the technical videos, constantly follow can get more information.

YouTube: https://www.youtube.com/channel/UCByvYBx7VjV_mAfxh_Hu-aw to get the technical videos, constantly follow can get more information.

Shumatt: Visit <http://shumatt.com> to obtain the technical videos.

- (3) Fuel Pump IMV Valve Information Query Software

TruckBook Parts EPC APP, download and install on Android/Apple App Store , visit <http://shumatt.com> to get the download and installation tutorial

- (4) Search the fuel pump IMV valve test data through TruckBook Parts EPC APP.

2.2.193339 Fuel Pump IMV Valve Storage Standards

(1) Choose a Suitable Storage Place

The warehouse and cargo yard where the fuel pump IMV valves are stored should be kept clean and dry, and away from the factory buildings that generate harmful gases and dust; do not mix with acid, alkali, salt and other substances; the storage place should have a good drainage system; the cargo yard should be flattened with gravel or furnace ash etc. to enhance the water permeability of the surface layer to keep the reservoir area dry.

(2) Strict Storage Requirements

Strict inspections should be carried out when the fuel pump IMV valves are put into storage, the surface cleaning work should be done well to remove water traces, oil stains, ash and other dirt, remove the rust and do anti-rust treatment in time. Packaged fuel pump IMV valves must be protected from damage.

(3) Keep The Warehouse Dry And Do Moisture-proof Work

The relative humidity is usually below 70% for the fuel pump IMV valves placed in the room, and the corrosion of the fuel pump IMV valves is significantly reduced.

Fuel pump IMV valves must be stored in the warehouse, and they are forbidden to store in the same warehouse with commodities with high water content.

(4) Reasonable Stacking

After the fuel pump IMV valve is exposed to rain, the corrosion rate will increase significantly. The purpose of sealing is to isolate the fuel pump IMV valve from rainwater and humid air, so the warehouse window should be checked in time to avoid rainwater entering the warehouse.

If the fuel pump IMV valve package is damaged, it should be repaired or replaced; when the package is damp, the packaging material should be dried; if the original anti-corrosion and oil applied at the factory is found to be damaged or dried up, it should be cleaned and re-applied oil in time.

▲ It is forbidden to leave the fuel pump IMV valve exposed in the air for a long time.

▲ It is forbidden to store acid, alkali, salt and other substances together with the fuel pump IMV valve.

▲ The unpacked fuel pump IMV valve must be rust-proof during secondary storage.

3.193339 Fuel Pump IMV Valve Purchase And Delivery

3.1.193339 Fuel Pump IMV Valve Purchase And Payment Term

Payment Method: T/T, Paypal, Alipay, WeChat

▲ Please contact our salesmen for specific payment information.

3.2.193339 Fuel Pump IMV Valve Main Sales Markets

Fuel Pump IMV Valve Main Sales Markets: Asia, Europe, North America, South America, Africa etc.

3.3.193339 Fuel Pump IMV Valve Declaration Requirements

Shumatt can assist customers to provide the following documents for import customs clearance: contract, invoice, packing list, bill of lading, insurance policy, certificate of origin, etc.

3.4.193339 Fuel Pump IMV Valve Shipping Ways

Destination in China areas: SF Express, Debon Express, the corresponding logistics company can be provided according to customer requirements in special cases.

Destinations out of China's areas: DHL, UPS, FedEx, TNT air, ocean or other shipping methods required by customers.

3.5.193339 Fuel Pump IMV Valve Delivery Time

Delivery Time: Send out within 3 – 7 working days after receiving payment (Except for special products and special cases).

3.6.193339 Fuel Pump IMV Valve Logistics Time for Destination Out of China's Areas

DHL Logistics Time:

Place Of Departure	Hong Kong	Other Countries Or Regions In Asia	Australia and New Zealand	Europe	America	Other Countries
Mainland of China	7 Days	7 Days	8 Days	8 Days	8-12 Days	7-10 Days

UPS Logistics Timeliness: Country or region of origin: Mainland China

Country of Destination	Estimated Arrival Time	Country of Destination	Estimated Arrival Time	Country of Destination	Estimated Arrival Time
Japan	3 Days	Britain	5-7 Days	Egypt	5-7 Days
Turkey	5-7 Days	Singapore	3 Days	Switzerland	5-7 Days
Bahrain	5-7 Days	Latvia	7-10 Days	New Zealand	7-10 Days
Sri Lanka	5-7 Days	Thailand	3 Days	Austria	5-7 Days
Romania	5-7 Days	Vietnam	3-5 Days	Estonia	5-7 Days
Malaysia	3-5 Days	Israel	5-7 Days	Mexico	7-10 Days
France	5-7 Days	USA	5-7 Days	United Arab Emirates	5-7 Days
Italy	5-7 Days	Netherlands	5-7 Days	Bengal	7-10 Days
Lebanon	5-7 Days	Philippines	3-5 Days	Greece	7-10 Days
South Korea	3 Days	Spain	5-7 Days	Myanmar	5-7 Days
Canada	5-7 Days	Germany	5-7 Days	Saudi Arabia	7-10 Days
Portugal	5-7 Days	Australia	5-7 Days	South Africa	7-10 Days
Denmark	5-7 Days	Belgium	5-7 Days	Ukraine	7-10 Days
India	7-10 Days	Qatar	7-10 Days	Poland	5-7 Days
Indonesia	3-5 Days	Morocco	7-10 Days	Pakistan	7-10 Days
Kuwait	7-10 Days	/	/	/	/

⚠ The logistics time is for reference only and is subject to the actual arrival.

3.7.193339 Fuel Pump IMV Valve Shipping Package

Domestic Express Packaging: Usually wrapped in waterproof scotch tape, such as picture No.1.

International Express Packaging: Wrapped with waterproof yellow tape after wrapping the black protective film, such as picture No. 2.

Pallet Shipping: Use fumigation free and recycling trays that meet export requirements, and use white wrapping protective film to wrap and bind with cable ties for the outside, such as picture No. 3, also, the products can be packaged according to customers' requirements.

- ⚠ The packing tray is made of plastic and can be recycled.
- ⚠ Transparent tape, yellow tape, black wrapping protective film, white wrapping protective film are non-degradable materials, please dispose of them properly.
- ⚠ Minors are prohibited from using transparent tape, yellow tape, black wrapping protective film, and white wrapping protective film to avoid personal injury.

No.	1	2	3
Image			
Name	Domestic Express Packaging	International Express Packaging	Pallet Shipping
Description	Wrapped by transparent tape	Wrapped with yellow tape after wrapping black protective film	Use pallet that meet export requirements, and use white wrapping protective film to wrap and bind with cable ties

4. Company Information



4.1. Company Introduction

Chinese Name: 深圳市舒马特科技有限公司


English Name: Shenzhen Shumatt Technology Co., Ltd

☎ **Mob Phone/WeChat:** +86-13410541523


☎ **HK Telephone:** +852-67653519


Website : www.imvvalve.com

© 2024 Shenzhen Shumatt Technology Co., Ltd

 **Telephone:** +86-755-23215133


 **Email:** ruby@shumatt.com

 **Website:** www.shumatt.com

 **Shenzhen Office:** 11-12, Floor 14, Building 13, Qinchengda Building, Exit A, Honglang North Subway Station, Bao'an District, Shenzhen, China's Mainland

 **Shenzhen Office:** Exit C, Qiao Touxu Metro Station, NO. 66 Chongqing Road, Fuhai Avenue, Bao'an District, Shenzhen, China Mainland

 **Hong Kong Office:** Jianfa Street Industrial Zone, Tuen Mun, New Territories, Hong Kong, China

 **After-sales Service Address:** Please contact our salesmen to obtain and provide the corresponding product maintenance reasons (Reference: [1.7.193339 Fuel Pump IMV Valve Warranty Instructions](#))

4.2. Contact Information

Name	WeChat/ WhatsApp	Email
Ruby	+86-13410541523	hison@shumatt.com

5. Copyright Statement

"193339 Fuel Pump IMV Valve Technical File" is a protected work of Shenzhen Shumatt Technology Co., and is protected by copyright pursuant to international agreements and Chinese laws. This material may not be used, reproduced, or distributed in an unauthorized manner. No part of this publication may be reproduced, distributed, or transmitted in any form or by any means, including photocopying, recording, or other electronic or mechanical methods, without the prior written permission of the publisher, except in the case of brief quotations embodied in critical reviews and certain other noncommercial uses permitted by copyright law.

For permission requests or further information, please contact us via hison@shumatt.com.